



LEARN IT

How are you shown love every day by your family? Your childcare provider? How do you show love?



PLAY IT Movers and Shakers!

Make jingle bell bracelets and plastic egg music shakers. Turn on the music and let the children move their bodies with the bells and shakers. It is so much fun practicing dance moves while making great rhythms with the music.



EAT IT Musician Mozzarella Toast

A whole grain baguette, mozzarella cheese, sliced red tomatoes, and basil leaves are all you need for this musicians' favorite. Slice the baguette in half and put on baking sheet. Place thinly sliced mozzarella on top and then broil for 3-4 minutes until cheese is bubbly. Add sliced tomatoes and broil for another 1-2 minutes. Sprinkle with fresh basil and slice into pieces for everyone to enjoy.



READ IT

Love by Emma Dodd

Music Class Today! by David Weinstone

I Love to Eat Fruits and Vegetables
by Shelley Admont



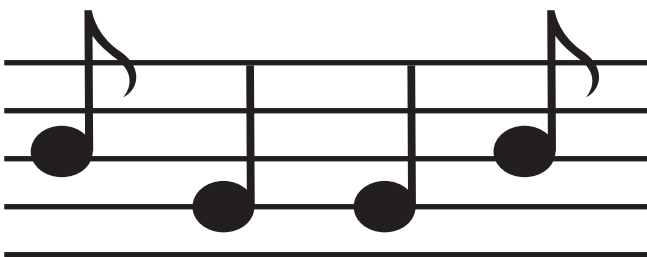
MAKE IT Musical Rain Stick

Cover a sturdy tube or plastic pipe with construction paper, fabric, or paint. Cut out two circles from heavy construction paper, just large enough to cover each end of the tube with some extra and secure with a rubber band. Fill the tube halfway with a combination of dried rice and beans. Secure the other circle to the opposite end of the tube. Children will love listening to the "rain" and making their own music.




DRAW a line to match the number with the correct number of music notes.


1




2



3



4



5

