



Community Helpers

Good People
Everywhere

DUTY



Learn it

The United States Military

helps to keep the citizens of the United States safe by protecting our country. The military has played an important role throughout the history of the US. There are five branches that come together to make the US Military: Army, Navy, Air Force, Marine Corps, and the Coast Guard. The Army protects on land, the Navy and Coast Guard protect on water, the Marine Corps work through the Navy to help on land, and the Air Force protects using aircraft.



Read it

There are many books you can read to your students when learning about the military. To learn about all five branches of the military read *Branches of the Military* (Scholastic Discover More Reader, Level 2) by Sean Callery or *Military Vehicles* by Jack Wesley.

Eat it Red, White and Blue Yogurt Pops:

½ cup strawberries ½ cup blueberries
2 cups Greek yogurt 4 tbsp lemon juice
8 popsicle molds



In a blender, combine strawberries, ½ cup yogurt and 1 tbsp lemon juice. Set aside. Repeat with blueberries and set aside. Fill the molds with 1/3 strawberry mixture, 1/3 plain yogurt, 1/3 blueberry mixture. Freeze for one hour, add popsicle sticks and then freeze until solid.



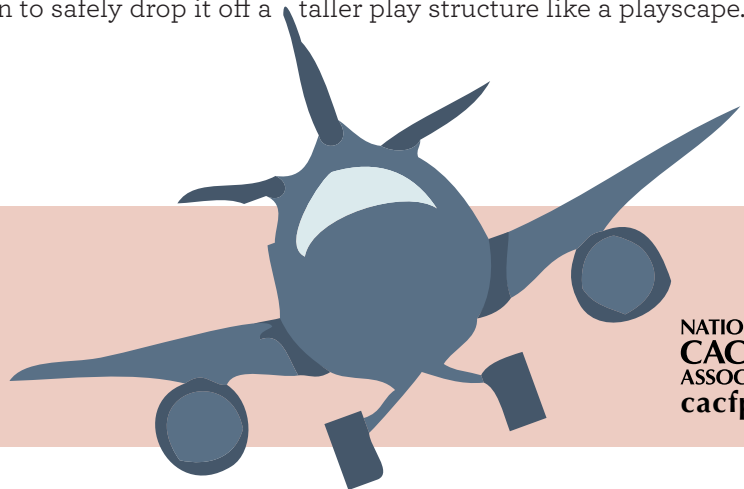
Imagine it

There are times soldiers have to find other soldiers or objects. Using a bag of army men, paint them four different colors and hide them around the child care center or playground. Children will see if they can be soldiers and find all of the colored toys. To add color and sorting skills, supply a bucket for each color. Can they match the colored toy soldier to the correct colored bucket?



Make it


Sometimes as part of their job, soldiers jump out of airplanes. They must have a good working parachute to get them to the ground safely. Let's try to make our own parachutes using a paper napkin, four 12" lengths of string, and a cork. You can add toy army soldiers if you have those available. Tie the four lengths of string to the four corners of the napkin. Then tie them all together around the cork. Hold the parachute by the middle of the napkin and drop it. Did it float down to the ground? You can tie a toy soldier in place of the cork and you could try allowing the children to safely drop it off a taller play structure like a playscape.




NATIONAL
CACFP SPONSOR
ASSOCIATION
cacfp.org

Community Helpers Good People Everywhere

Military Members work hard to protect our country's freedom.



CONNECT THE DOTS



HOW MANY STARS DOES THE AMERICAN FLAG HAVE?
